

# JOLLYFILL AIR

INLET VALVES JOLLYFILL AIR

BS 1212-4  
COMPLIANT

WRAS  
APPROVED PRODUCT



YEARS  
GUARANTEE  
**10**


**Eliminate  
the risk of  
backflow!**  
A new  
generation of  
inlet valves



**AUK1**

## AIR GAP COMPLIANT

WRAS / KIWA Reg4 approved to BS1212-4  
Suitable with requirements of AUK1  
Meets all AG Air Gap requirements  
Eliminates back-siphoning



## REVERSIBLE WATER DISCHARGE

Position of water discharge can be changed to suit the most compact of installations



## ANTI-FOULING FLOAT

Float housing prevents float from fouling on cistern or outlet valve

**200 000  
CYCLES**

## PROVEN PERFORMANCE

Endurance tested to 200,000 fill cycles



## WIDE PRESSURE RANGE

Suitable for both low and high operating pressures (0.1 - 20 bar)




WATER SAVING  
DELAYED ACTION



QUICK INSTALL



QUIET FILL



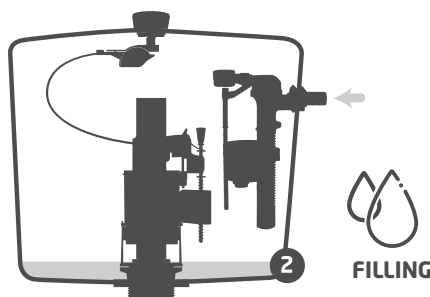
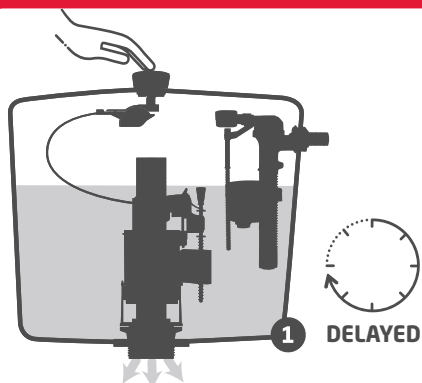
**ULTRA  
COMPACT**

**wirquin**  
Innovation



## DELAYED ACTION FILLING

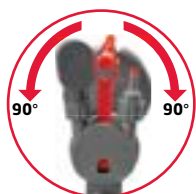
> The intelligent float makes it possible to fill the tank in an optimum way. Thanks to its delayed action technology, it only releases water into the cistern when the flush cycle is complete.



**SAVE WATER 6L**


\* 6L of water saved per day on average for a family of 4 when replacing an old inlet without a delayed action float.

## Side Entry



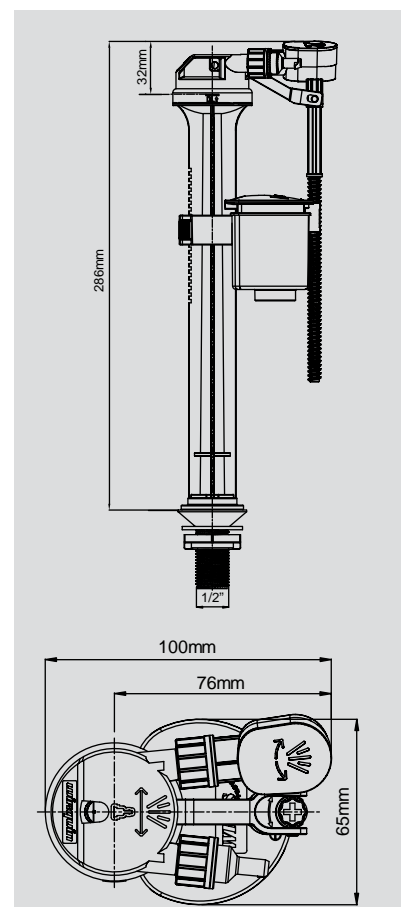
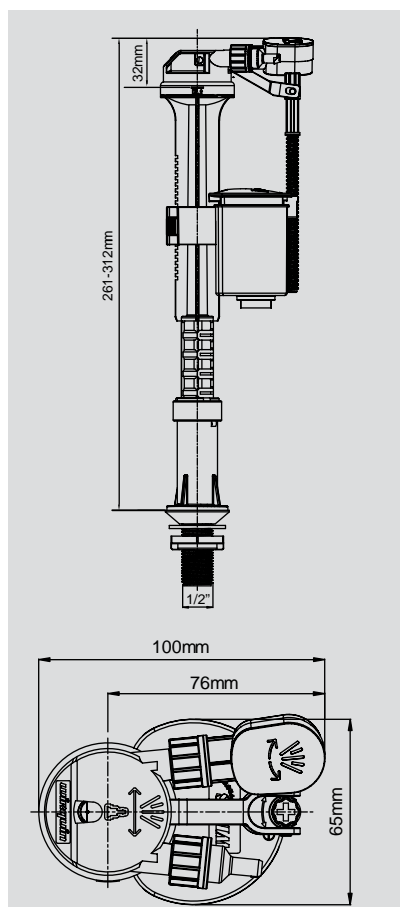
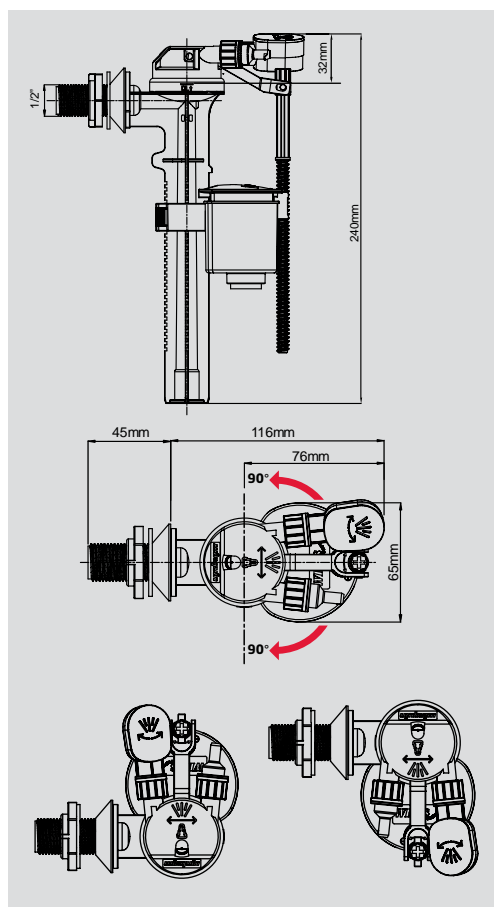

**ROTATING HEAD**  
180° Head rotation  
Ideal for compact  
cisterns

## Telescopic



**HEIGHT  
ADJUSTABLE**  
From 229 -  
280mm/9 - 11"

## Bottom Entry



Description	JOLLYFILL AIR SIDE ENTRY BRASS	JOLLYFILL AIR SIDE ENTRY PLASTIC	JOLLYFILL AIR TELESCOPIC BRASS	JOLLYFILL AIR TELESCOPIC PLASTIC	JOLLYFILL AIR BOTTOM ENTRY PLASTIC
Reference	10120694	10120701	10120687	10120700	10120693
EAN code	5017134148886	5017134148954	5017134148817	5017134148947	5017134148879
Packaging	Box	Box	Box	Box	Box
Multiples / Pack	01/16	01/16	01/16	01/16	01/16